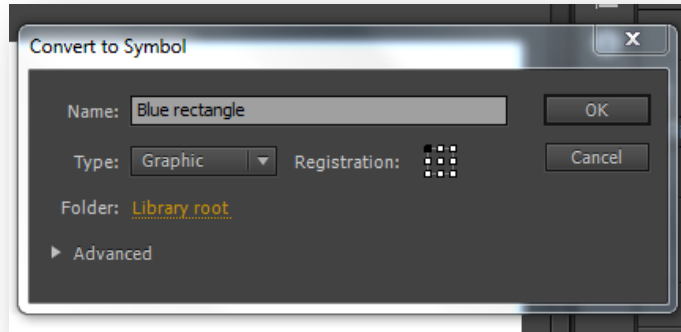
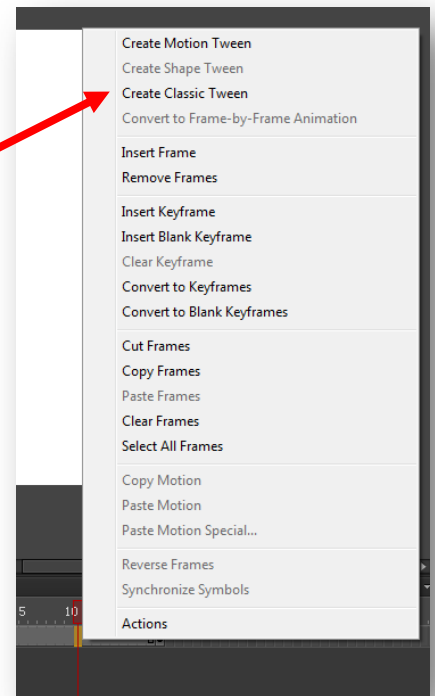
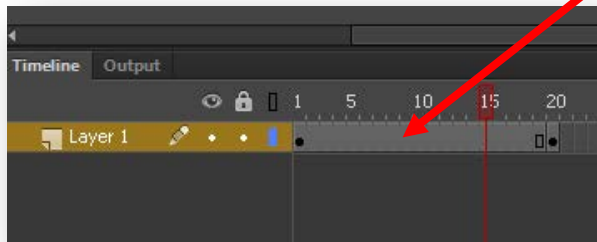


Classic Tween

1. Draw a basic shape on stage or import a graphic.
2. Select the object and press F8 (or Modify, Convert to Symbol)
3. Name the symbol appropriately and select graphic as the type, click OK



4. Click on frame 20 of Layer 1 on your timeline, press F6 (or insert Timeline, Keyframe)
5. Move your graphic to its new position
6. Click anywhere on the timeline between frames 1 and 20 and right click



7. Select Create Classic Tween from the pop up menu
8. Press Ctrl + Enter (or F12 to preview in browser)

*Add to your path by repeating steps 4 - 7
Save As LastNameClassicTween*

